

LED UNDERWATER LIGHT

TUNE



MODEL
WN-RUWL-01

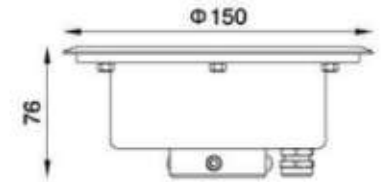
POWER
6W

INPUT VOLTAGE
DC 24V

Dimensions
D150x76mm

Middle hole
27mm

IP RATING
68



MODEL
WN-RUWL-02

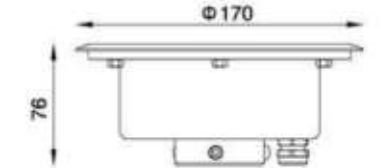
POWER
9W

INPUT VOLTAGE
DC 24V

Dimensions
D170x76mm

Middle hole
36mm

IP RATING
68



MODEL
WN-RUWL-03

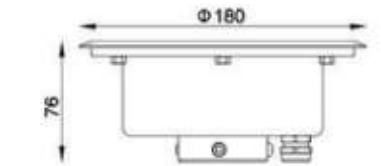
POWER
12W

INPUT VOLTAGE
DC 24V

Dimensions
D180x76mm

Middle hole
42mm

IP RATING
68



TUNE



MODEL
WN-RUWL-04

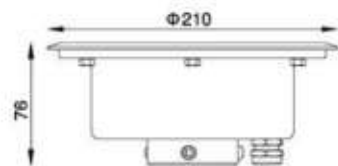
POWER
15W

INPUT VOLTAGE
DC 24V

Dimensions
D210x76mm

Middle hole
51mm

IP RATING
68



TUNE



MODEL
WN-RUWL-07

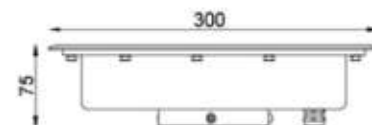
POWER
48W

INPUT VOLTAGE
DC 24V

Dimensions
D300x75mm

Middle hole
80mm

IP RATING
68



MODEL
WN-RUWL-05

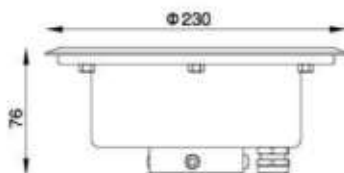
POWER
18W

INPUT VOLTAGE
DC 24V

Dimensions
D230x76mm

Middle hole
65mm

IP RATING
68



MODEL
WN-RUWL-08

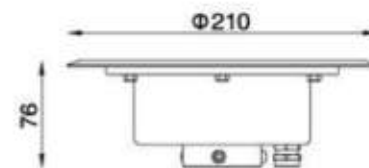
POWER
9W

INPUT VOLTAGE
DC 24V

Dimensions
D210x76mm

Middle hole
35mm

IP RATING
68



MODEL
WN-RUWL-06

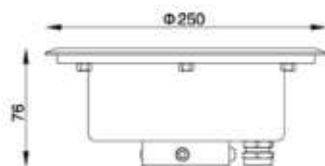
POWER
24W

INPUT VOLTAGE
DC 24V

Dimensions
D250x76mm

Middle hole
78mm

IP RATING
68



MODEL
WN-RUWL-09

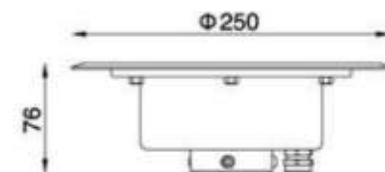
POWER
12W

INPUT VOLTAGE
DC 24V

Dimensions
D250x76mm

Middle hole
51mm

IP RATING
68



TUNE



MODEL

WN-RUWL-10

POWER

12W

INPUT VOLTAGE

DC 24V

Dimensions

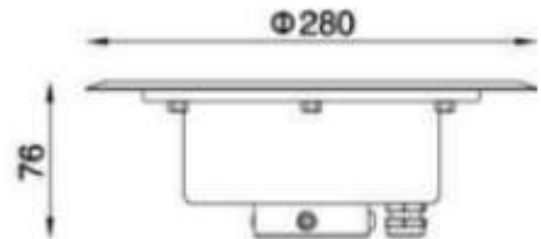
D280x76mm

Middle hole

51mm


IP RATING

68



Optional :

Color Temperature :



Controls :

ON/OFF DALI 0-10V PWM **D_{hw}**
DMX/RDM Remote Bluetooth



Beam Angle : Single CCT 6°/15°/30°/45°/60°/90°
RGB/RGBW 10°/30°/45°/60°

Description

High quality 304 Stainless Steel material housing.
Longer lasting in fresh water and Sea water.

Good anti-Corrosion and anti-rust performance in the water landscape project.

High Efficient Cree LED chips and OSRAM 4in1 LED chips for RGBW Light.

1.5 Meters UL Certificated cable for your installation.
Length is customizable.

High precision waterproof silicon ring for the IP68 structure waterproof.

