



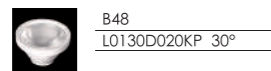
Slim Type RGB LED Linear Wall Washer  
3 Colors in one LED Solution



LED Wave Length

R =620-630 nm  
G =520-530 nm  
B =460-470 nm

Optics

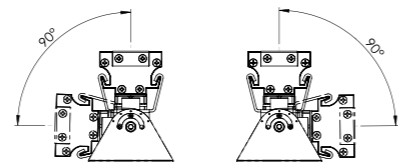


B48



30°

Adjustable Beam Direction



Air Valve



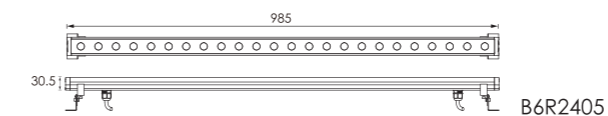
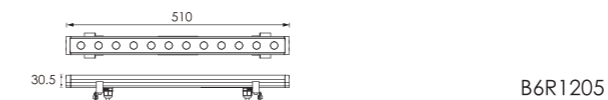
Cap-Optional Accessory



Outer Dimensions

Unit:mm

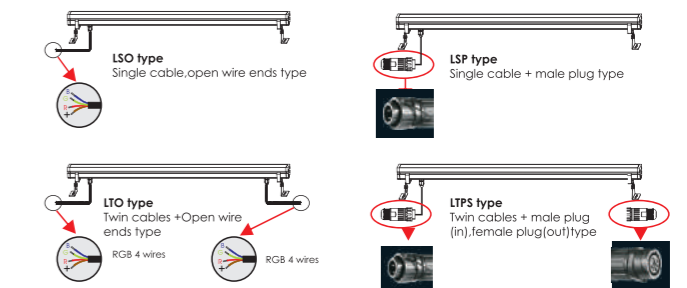
Low voltage input (24V DC)



Material Specifications

Housing	Extruded aluminum,poder coated
Lens	Optical lens, efficiency≥85%
Light Window	Step tempered glass,T=4mm
Cable gland	IP68 PG-9 PA66
Gasket	Glass and housing are silicone sealed
LED	SMD 3535 RGB 3 IN 1
Operating temperature	-20°C~40°C
Bracket	Hard chromeplated stainless steel SUS 316L# T=1.5mm
Power Cable	2XH05RN-F 4X0.75mm2 L=0.5m

Low voltage input (24VDC) power cord model



Item	Light source	Lens	The manufacturer selected lens degree(°)θ1/2	Length L=(mm)	Input voltage(V)	Typical operating current(mA)	Typical consumption(W)	Typical luminance(lm)	IK rate
B6R0605	6×1.5W RGB 3in1 Full color	B48	30°	265	24V DC	R = 120 G = 148 B = 145	10	313	02
B6R1205	12×1.5W RGB 3in1 Full color	B48	30°	510	24V DC	R = 275 G = 302 B = 303	21	629	02
B6R2405	24×1.5W RGB 3in1 Full color	B48	30°	985	24V DC	R = 537 G = 606 B = 602	42	1270	02