

DIM2
WARM

Info: Seite / page 536

INHALT / CONTENT

LED Strahler aus Aluminiumdruckguss
Feinstrukturlack in Weiß, Schwarz oder Silber matt
BASIC Reflektor in 3 Ausstrahlwinkel
LED Konverter im Adapter integriert
BLUETOOTH über Molto Luce Smart APP steuerbar

Die cast aluminium LED track spotlight
Microstructure painting in white, black or silver matt
BASIC reflector in 3 beam angles
Integrated LED Driver
BLUETOOTH with Molto Luce Smart APP controllable

Faretto in alluminio pressofuso per binario
verniciato bianco, nero o grigio opaco
BASIC riflettore in 5 fasci di emissione
LED driver integrato
BLUETOOTH controllabile da Molto Luce Smart APP

Spot sur rail en aluminium
Finition laquée blanc, noir ou gris mat
BASIC réflecteurs en 3 faisceaux disponibles
LED driver intégré
BLUETOOTH contrôlable avec Molto Luce Smart Retail APP

3-Phasen Schienensystem: Seite 458-463
3-phase track system: page 458-463

BLUETOOTH Info: Seite 538-541
BLUETOOTH Info: page 538-541

IP 20

MOVA S BASIC TRACK

220-240V AC - Binning SDCM 3

SYS 8W

	W2	W3	W4
495-12CX012WWXX0	760lm	850lm	930lm
495-12CX013WWXX0	760lm	850lm	930lm
495-12CX014WWXX0	760lm	850lm	930lm

SYS 14W

	W2	W3	W4
495-12CX112WWXXY	1270lm	1420lm	1560lm
495-12CX113WWXXY	1270lm	1420lm	1560lm
495-12CX114WWXXY	1270lm	1420lm	1560lm

SYS 20W

	W2	W3	W4
495-12CX212WWXXY	1730lm	1940lm	2130lm
495-12CX213WWXXY	1730lm	1940lm	2130lm
495-12CX214WWXXY	1730lm	1940lm	2130lm

Lumenwerte ohne Glas
Lumen values without glass

Zubehör, Sensor, Farbkombinationen und Sonderlichtfarben abrufbar
über unseren MOVA Konfigurator auf www.moltoluce.com

Accessories, sensor, colour combinations and special light colours available via
our MOVA configurator on www.moltoluce.com

ARTIKELNUMMER ERGÄNZEN / COMPLETE CODE

C = COVER

WW = LICHTFARBE/LIGHT COLOUR

X.....XX = FARBE/COLOUR


Y = DIMMBAR/DIMMABLE

without glass = 0
with glass = 1

W2	LED 2700K = 43	PREMIUM CRI >90
W3	LED 3000K = 49	PREMIUM CRI >90
W4	LED 4000K = 24	CRI >90

SM	silver matt = 4.....44
W	white = 5.....55
S	black = 6.....66

S	switchable = 0
P	PULSE DALI dimm = p
B	BLUETOOTH dimm = b



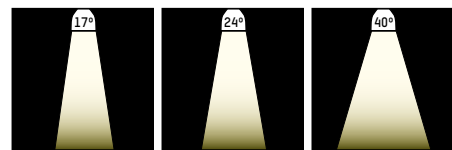
MOVA S TRACK

Design: INHOUSE

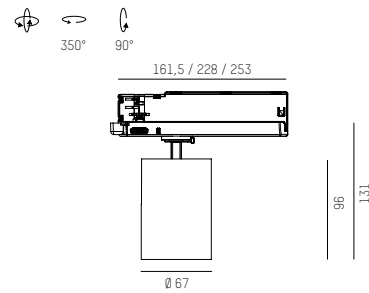


**DIM2
WARM**

Info: Seite / page 536

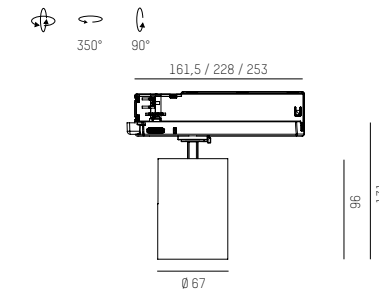
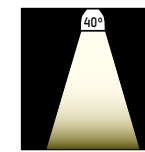
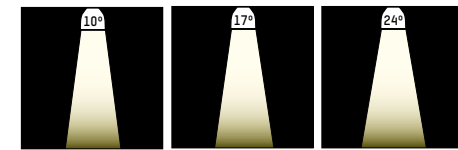


DARK Reflektor Info: Seite 537
DARK reflector Info: page 537



**DIM2
WARM**

Info: Seite / page 536



LED Strahler aus Aluminiumdruckguss
Feinstrukturlack in Weiß, Schwarz oder Silber matt
DARK Reflektor in 3 Ausstrahlwinkel
LED Konverter im Adapter integriert
BLUETOOTH über Molto Luce Smart APP steuerbar

Die cast aluminium LED track spotlight
Microstructure painting in white, black or silver matt
DARK reflector in 3 beam angles
Integrated LED Driver
BLUETOOTH with Molto Luce Smart APP controllable

Faretto in alluminio pressofuso per binario
verniciato bianco, nero o grigio opaco
DARK riflettore in 3 fasci di emissione
LED driver integrato
BLUETOOTH controllabile da Molto Luce Smart APP

Spot sur rail en aluminium
Finition laquée blanc, noir ou gris mat
DARK réflecteurs en 3 faisceaux disponibles
LED driver intégré
BLUETOOTH contrôlable avec Molto Luce Smart Retail APP

3-Phasen Schienensystem: Seite 458-463
3-phase track system: page 458-463

BLUETOOTH Info: Seite 538-541
BLUETOOTH Info: page 538-541

IP 20

ARTIKELNUMMER ERGÄNZEN / COMPLETE CODE

WW = LICHTFARBE/LIGHT COLOUR

W2	LED 2700K = 43	PREMIUM CRI >90
W3	LED 3000K = 49	PREMIUM CRI >90
W4	LED 4000K = 24	CRI >90

X.....XX = FARBE/COLOUR

SM	silver matt = 4.....44
W	white = 5.....55
S	black = 6.....66

Y = DIMMBAR/DIMMABLE

S	switchable = 0
P	PULSE DALI dimm = p
B	BLUETOOTH dimm = b

MOVA S DARK TRACK

220-240V AC · Binning SDCM 3

SYS 8W

	W2	W3	W4
495-12CX062WWXX0	390lm	440lm	480lm
495-12CX063WWXX0	440lm	490lm	540lm
495-12CX064WWXX0	500lm	570lm	620lm

SYS 14W

	W2	W3	W4
495-12CX162WWXXY	650lm	730lm	790lm
495-12CX163WWXXY	730lm	820lm	900lm
495-12CX164WWXXY	840lm	940lm	1030lm

SYS 20W

	W2	W3	W4
495-12CX263WWXXY	1000lm	1120lm	1220lm
495-12CX264WWXXY	1150lm	1290lm	1410lm

Lumenwerte ohne Glas
Lumen values without glass



LED Strahler aus Aluminiumdruckguss
Feinstrukturlack in Weiß, Schwarz oder Silber matt
Linse für ein exaktes Lichtbild ohne Streulicht
LED Konverter im Adapter integriert
BLUETOOTH über Molto Luce Smart APP steuerbar

Die cast aluminium LED track spotlight
Microstructure painting in white, black or silver matt
Lens for an exact light image without stray light
Integrated LED Driver
BLUETOOTH with Molto Luce Smart APP controllable

Faretto in alluminio pressofuso per binario
verniciato bianco, nero o grigio opaco
Lente per un'immagine di luce esatta senza luce diffusa
LED driver integrato
BLUETOOTH controllabile da Molto Luce Smart APP

Spot sur rail en aluminium
Finition laquée blanc, noir ou gris mat
Lentille pour une image lumineuse exacte sans lumière parasite, LED driver intégré, LED driver intégré
BLUETOOTH contrôlable avec Molto Luce Smart Retail APP

3-Phasen Schienensystem: Seite 458-463
3-phase track system: page 458-463

BLUETOOTH Info: Seite 538-541
BLUETOOTH Info: page 538-541

MOVA Konfigurator: www.moltoluce.com

IP 20

MOVA S LENS TRACK

220-240V AC · Binning SDCM 3

SYS 8W

	W2	W3	W4
495-120X031WWXX0	620lm	700lm	770lm
495-120X032WWXX0	690lm	770lm	850lm
495-120X033WWXX0	690lm	770lm	850lm
495-120X034WWXX0	690lm	770lm	850lm

SYS 14W

	W2	W3	W4
495-120X131WWXXY	1040lm	1170lm	1280lm
495-120X132WWXXY	1150lm	1290lm	1410lm
495-120X133WWXXY	1150lm	1290lm	1410lm
495-120X134WWXXY	1150lm	1290lm	1410lm

SYS 20W

	W2	W3	W4
495-120X232WWXXY	1570lm	1760lm	1920lm
495-120X233WWXXY	1570lm	1760lm	1920lm
495-120X234WWXXY	1570lm	1760lm	1920lm

Lumenwerte ohne Glas
Lumen values without glass

