













 Suspended or build-on profile giving direct light.
 Materials and finishing: Housing made of aluminum, available in black or white.
 Diffuser: satine, micro prisma, micro crystal
 Feeding: 230V,
 I class protection, IP20

MODULES MM						
U35 PHL 1000MM	LED 20W	1700 lm	85lm/W	Samsung LED Module	35x35mm	
U35 PHL 1000MM	LED 27W	2300 lm	85lm/W	Samsung LED Module	35x35mm	
U35 PHL 1000MM	LED 48W	4100 lm	85lm/W	Samsung LED Module	35x35mm	
MODULES MM						
U35 PHL 1000MM	LED 21W	1800 lm	85lm/W	Samsung LED Module	35x35mm	
U35 PHL 1000MM	LED 29W	2500 lm	85lm/W	Samsung LED Module	35x35mm	
U35 PHL 1000MM	LED 49W	4200 lm	85lm/W	Samsung LED Module	35x35mm	
ACCESSORIES	Driver: Osram OTI U35 END CAPS U35 CONNECTORS					