



Magnetic 24V Fit_P.92
Fit Recessed_P.100

Fit Surface_P.124
Fit 24V_P.184
Fit 48V_P.197


Extended Family
Fit 65 1L_P.221
Black Foster Fit 35_P.246
Black Foster Fit 27_P.249



MORE INFO >>

		P	CCT	Beam	I	Flux	LOR
FIT 80	A357-0- 00 -11- WT NT	19W	3000K	19°	550mA	2500 lm	90%
	A357-0- 00 -12- WT NT	19W	4000K	19°	550mA	2540 lm	90%
	A357-0- 00 -21- WT NT	19W	3000K	28°	550mA	2500 lm	84%
	A357-0- 00 -22- WT NT	19W	4000K	28°	550mA	2540 lm	84%
	A357-0- 00 -31- WT NT	19W	3000K	37°	550mA	2500 lm	85%
	A357-0- 00 -32- WT NT	19W	4000K	37°	550mA	2540 lm	85%

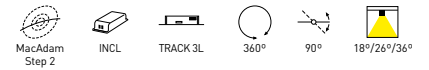
220
240 V~ | IP20 | CRI>90 | L90B10
>55,000 h



MORE INFO >>

		P	CCT	Beam	I	Flux	LOR
FIT 65	A356-01-11- WT NT	10,3W	3000K	18°	300mA	1300 lm	90%
	A356-01-12- WT NT	10,3W	4000K	18°	300mA	1320 lm	90%
	A356-01-21- WT NT	10,3W	3000K	26°	300mA	1300 lm	88%
	A356-01-22- WT NT	10,3W	4000K	26°	300mA	1320 lm	88%
	A356-01-31- WT NT	10,3W	3000K	36°	300mA	1300 lm	84%
	A356-01-32- WT NT	10,3W	4000K	36°	300mA	1320 lm	84%

220
240 V~ | IP20 | CRI>90 | L90B10
>55,000 h



		P	CCT	Beam	I	Flux	LOR
FIT 65	A356-02-11- WT NT	10,3W	3000K	18°	300mA	1300 lm	90%
	A356-02-12- WT NT	10,3W	4000K	18°	300mA	1320 lm	90%
	A356-02-21- WT NT	10,3W	3000K	26°	300mA	1300 lm	88%
	A356-02-22- WT NT	10,3W	4000K	26°	300mA	1320 lm	88%
	A356-02-31- WT NT	10,3W	3000K	36°	300mA	1300 lm	84%
	A356-02-32- WT NT	10,3W	4000K	36°	300mA	1320 lm	84%

220
240 V~ | IP20 | CRI>90 | L90B10
>55,000 h



⊙ *OPTIONS

1	No DIM
2	DIM DALI

OPTIONAL ACCESSORIES

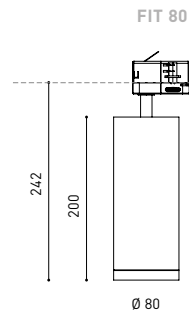
FIT 80 Anti-glare Honeycomb Louver

A357-00-00

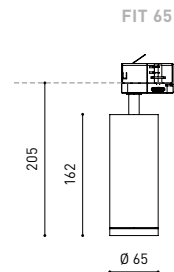
FIT 65 Anti-glare Honeycomb Louver

A356-00-00

NOT SOLD SEPARATELY
AFFECT THE LIGHTING PARAMETERS



VISIBLE LIMIT



VISIBLE LIMIT

COLOUR | WT □ | NT ■ |

MATERIAL | AL | PC |

TRACK 3L ⓘ >> 222

⊙ >> 288