

# INCASSI A TERRA

Ground recessed

## MATRIX MINI RECESSED



### MATRIX MINI RECESSED

H60 L530 W50  
H60 L780 W50  
H60 L1030 W50



### MATRIX MINI FLOODLIGHT

PAG. 136

## Incassati Lineari

Linear recessed lights

20° FASCIO STRETTO - NARROW BEAM

45° FASCIO LARGO - LARGE BEAM

20°x40° FASCIO OVALE - OVAL BEAM

>100° FASCIO DIFFUSO - DIFFUSE BEAM







# MATRIX MINI RECESSED

DATI TECNICI  
Technical Data

## INSTALLAZIONE

Incasso a terra - Calpestabile fino a 500Kg

## PROTEZIONE

IP 67 - IK 08

## CORPO

Alluminio pressofuso

## BOX

Alluminio pressofuso

## CORNICE

Tutto vetro

## SCHERMO

Vetro Opale (versione VS)

Vetro extrachiario temperato da 4 mm serigrafato

## GUARNIZIONI

Colla in gomma siliconica a reticolazione neutra  
Tx-50 °/+250°C UV resist

## VITERIA

Acciaio Inox A2

## VERNICIATURA / FINITURA

Polvere poliestere stabilizzata ai raggi UV  
con trattamento anticorrosione

## ASSEMBLY / USAGE

Inground Recessed - Walkable max load 500Kg

## PROTECTION

IP 67 - IK 08

## BODY

Die-cast aluminium

## BOX

Die-cast aluminium

## FRAME

All glass

## SCREEN

Opal glass (VS version)

Tempered extra-clear glass 4mm with silk-screen printing

## SEALS

Gasket: neutral cross-linking silicone glue glass  
Tx -50/+250°C UV resist

## SCREWS

Stainless steel A2

## PAINT / FINISHING

Anti-corrosive UV stabilised polyester powder

**NB** 20° FASCIO STRETTO - NARROW BEAM

**WB** 45° FASCIO LARGO - WIDE BEAM

**OB** 20°x40° FASCIO OVALE - OVAL BEAM

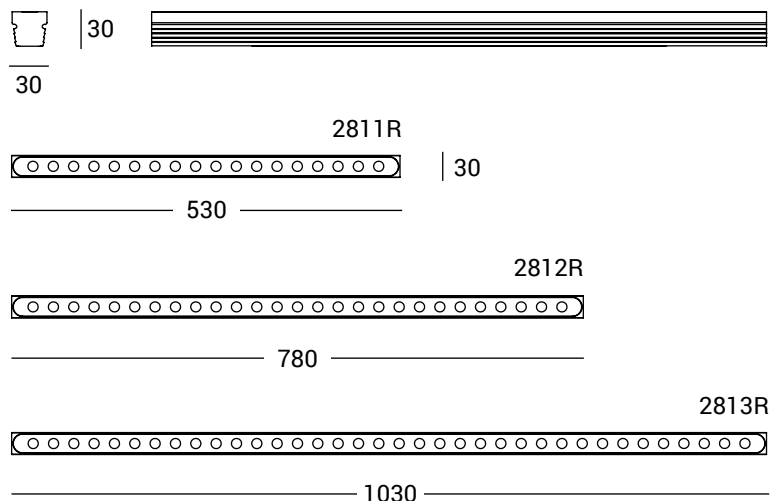
**VS** >100° FASCIO DIFFUSO - DIFFUSE BEAM

2700K - 3000K - 4000K

### Versione in Tensione - Constant voltage (Vdc)

8W-16W con DRIVER REMOTO 24Vdc

8W-16W REMOTE DRIVER 24Vdc





## MATRIX MINI RECESSED

### Incassato emissione diffusa L. 530-Driver remoto 24Vdc / Recessed diffuse emission L. 530-Remote driver 24Vdc

Codice Code	Fascio Beam	Watt	Sorgente Source	Apparecchio Fixture	Alimentazione Input Supply	CCT	CL IP IK CRI
<b>2811R/HRRCVS</b>	Diffuso Diffuse	8W	1130 lm	179 lm	24Vdc	2700K	III 67 08 >80
<b>2811R/WRRCVS</b>	Diffuso Diffuse	8W	1130 lm	280 lm	24Vdc	3000K	III 67 08 >80
<b>2811R/NRRCVS</b>	Diffuso Diffuse	8W	1220 lm	300 lm	24Vdc	4000K	III 67 08 >80

VS = Vetro Opale / VS = Opal Glass

Dimmerazione: DALI dimmerabile remoto / Dimming: Remote DALI dimmable

Calpestatbile 500 Kg / Walkable 500Kg



### Incassato L.530-Driver remoto 24Vdc / Recessed floodlight L. 530-Remote driver 24Vdc

Codice Code	Fascio Beam	Watt	Sorgente Source	Apparecchio Fixture	Alimentazione Input Supply	CCT	CL IP IK CRI
<b>2811R/HPRCNB</b>	Spot/20° Spot/20°	8W	900 lm	737 lm	24Vdc	2700K	III 67 08 >80
<b>2811R/HPRCWB</b>	Largo/45° Wide Flood/45°	8W	900 lm	737 lm	24Vdc	2700K	III 67 08 >80
<b>2811R/HPRCOB</b>	Ovale/20°x40° Oval/20°x40°	8W	900 lm	737 lm	24Vdc	2700K	III 67 08 >80
<b>2811R/WPRCNB</b>	Spot/20° Spot/20°	8W	900 lm	785 lm	24Vdc	3000K	III 67 08 >80
<b>2811R/WPRCWB</b>	Largo/45° Wide Flood/45°	8W	900 lm	785 lm	24Vdc	3000K	III 67 08 >80
<b>2811R/WPRCOB</b>	Ovale/20°x40° Oval/20°x40°	8W	900 lm	785 lm	24Vdc	3000K	III 67 08 >80
<b>2811R/NPRCNB</b>	Spot/20° Spot/20°	8W	970 lm	840 lm	24Vdc	4000K	III 67 08 >80
<b>2811R/NPRCWB</b>	Largo/45° Wide Flood/45°	8W	970 lm	840 lm	24Vdc	4000K	III 67 08 >80
<b>2811R/NPRCOB</b>	Ovale/20°x40° Oval/20°x40°	8W	970 lm	840 lm	24Vdc	4000K	III 67 08 >80

Vetro extrachiaro temperato da 4 mm serigrafato / Tempered extra-clear glass 4mm with silk-screen printing

Dimmerazione: DALI dimmerabile remoto / Dimming: Remote DALI dimmable

Calpestatbile 500 Kg / Walkable 500Kg




Informazioni sugli accessori a fine capitolo o da pag. 463 e sito. information on accessories at the end of the chapter or from page. 463 and website.

<b>E.CAV.540.020</b>	Cavo/Cable 05RN-F 2x0,75 2mt	<b>E.TRA.633</b>	Driver DALI - 100W 24Vdc IP20 L175xW63xH36
<b>E.CAV.540.050</b>	Cavo/Cable 05RN-F 2x0,75 5mt	<b>E.TRA.577</b>	Driver ON/OFF - 25W 24Vdc IP67 L148xW40xH32
<b>E.CAV.540.100</b>	Cavo/Cable 05RN-F 2x0,75 10mt	<b>E.TRA.579</b>	Driver ON/OFF - 100W 24Vdc IP67 L140xW63xH32
<b>MOR682P/2V</b>	Connettore IP68 2Vie/2Poli 2x1mm <sup>2</sup> IP68 Connector 2ways/2Poles 2x1mm <sup>2</sup>	<b>HUB.24V.001.ND</b>	Hub 24Vdc IP66 - ON/OFF con driver 70W L235xW200xH92
<b>E.TRA.631</b>	Driver ON/OFF - 15W 24Vdc IP20 L106xW33xH22	<b>HUB.24V.001.DA2</b>	Hub 24Vdc IP66 - DALI2 con driver 100W - L235xW200xH92
<b>E.TRA.632</b>	Driver ON/OFF - 70W 24Vdc IP20 L124xW80xH22	<b>HUB.24V.001.CA</b>	Hub 24Vdc IP66 - CASAMBI - L235xW200xH92



## MATRIX MINI RECESSED

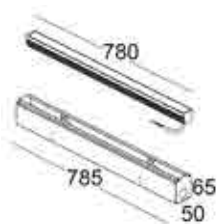
### Incassato emissione diffusa L. 780-Driver remoto 24Vdc / Recessed diffuse emission L. 780-Remote driver 24Vdc

Codice Code	Fascio Beam	Watt	Sorgente Source	Apparecchio Fixture	Alimentazione Input Supply	CCT	CL IP IK	CRI
<b>2812R/HRRCVS</b>	 Diffuso Diffuse	12W	1700 lm	394 lm	24Vdc	2700K	III 67 08	>80
<b>2812R/WRRCVS</b>	 Diffuso Diffuse	12W	1700 lm	420 lm	24Vdc	3000K	III 67 08	>80
<b>2812R/NRRCVS</b>	 Diffuso Diffuse	12W	1830 lm	450 lm	24Vdc	4000K	III 67 08	>80

VS = Vetro Opale / VS = Opal Glass

Dimmerazione: DALI dimmerabile remoto / Dimming: Remote DALI dimmable

Calpestatbile 500 Kg / Walkable 500Kg



### Incassato L.780-Driver remoto 24Vdc / Recessed floodlight L. 780-Remote driver 24Vdc

Codice Code	Fascio Beam	Watt	Sorgente Source	Apparecchio Fixture	Alimentazione Input Supply	CCT	CL IP IK	CRI
<b>2812R/HPRCNB</b>	 Spot/20° Spot/20°	12W	1350 lm	1109 lm	24Vdc	2700K	III 67 08	>80
<b>2812R/HPRCWB</b>	 Largo/45° Wide Flood/45°	12W	1350 lm	1109 lm	24Vdc	2700K	III 67 08	>80
<b>2812R/HPRCOB</b>	 Ovale/20°x40° Oval/20°x40°	12W	1350 lm	1109 lm	24Vdc	2700K	III 67 08	>80
<b>2812R/WPRCNB</b>	 Spot/20° Spot/20°	12W	1350 lm	1180 lm	24Vdc	3000K	III 67 08	>80
<b>2812R/WPRCWB</b>	 Largo/45° Wide Flood/45°	12W	1350 lm	1180 lm	24Vdc	3000K	III 67 08	>80
<b>2812R/WPRCOB</b>	 Ovale/20°x40° Oval/20°x40°	12W	1350 lm	1180 lm	24Vdc	3000K	III 67 08	>80
<b>2812R/NPRCNB</b>	 Spot/20° Spot/20°	12W	1450 lm	1260 lm	24Vdc	4000K	III 67 08	>80
<b>2812R/NPRCWB</b>	 Largo/45° Wide Flood/45°	12W	1450 lm	1260 lm	24Vdc	4000K	III 67 08	>80
<b>2812R/NPRCOB</b>	 Ovale/20°x40° Oval/20°x40°	12W	1450 lm	1260 lm	24Vdc	4000K	III 67 08	>80


Vetro extrachiaro temperato da 4 mm serigrafato / Tempered extra-clear glass 4mm with silk-screen printing

Dimmerazione: DALI dimmerabile remoto / Dimming: Remote DALI dimmable

Calpestatbile 500 Kg / Walkable 500Kg

**Informazioni sugli accessori a fine capitolo o da pag. 463 e sito. information on accessories at the end of the chapter or from page. 463 and website.**

<b>E.CAV.540.020</b>	Cavo/Cable 05RN-F 2x0,75 2mt	<b>E.TRA.633</b>	Driver DALI - 100W 24Vdc IP20 L175xW63xH36
<b>E.CAV.540.050</b>	Cavo/Cable 05RN-F 2x0,75 5mt	<b>E.TRA.577</b>	Driver ON/OFF - 25W 24Vdc IP67 L148xW40xH32
<b>E.CAV.540.100</b>	Cavo/Cable 05RN-F 2x0,75 10mt	<b>E.TRA.579</b>	Driver ON/OFF - 100W 24Vdc IP67 L140xW63xH32
<b>MOR682P/2V</b>	Connettore IP68 2Vie/2Poli 2x1mm <sup>2</sup> IP68 Connector 2ways/2Poles 2x1mm <sup>2</sup>	<b>HUB.24V.001.ND</b>	Hub 24Vdc IP66 - ON/OFF con driver 70W L235xW200xH92
<b>E.TRA.631</b>	Driver ON/OFF - 15W 24Vdc IP20 L106xW33xH22	<b>HUB.24V.001.DA2</b>	Hub 24Vdc IP66 - DALI2 con driver 100W - L235xW200xH92
<b>E.TRA.632</b>	Driver ON/OFF - 70W 24Vdc IP20 L124xW80xH22	<b>HUB.24V.001.CA</b>	Hub 24Vdc IP66 - CASAMBI - L235xW200xH92



## MATRIX MINI RECESSED

### Incassato emissione diffusa L.1030-Driver remoto 24Vdc / Recessed diffuse emission L.1030-Remote driver 24Vdc

Codice Code	Fascio Beam	Watt	Sorgente Source	Apparecchio Fixture	Alimentazione Input Supply	CCT	CL IP IK CRI
<b>2813R/HRRCVS</b>	Diffuso Diffuse	16W	2260 lm	526 lm	24Vdc	2700K	III 67 08 >80
<b>2813R/WRRCVS</b>	Diffuso Diffuse	16W	2260 lm	560 lm	24Vdc	3000K	III 67 08 >80
<b>2813R/NRRCVS</b>	Diffuso Diffuse	16W	2440 lm	600 lm	24Vdc	4000K	III 67 08 >80

VS = Vetro Opale / VS = Opal Glass

Dimmerazione: DALI dimmerabile remoto / Dimming: Remote DALI dimmable

Calpestatbile 500 Kg / Walkable 500Kg



### Incassato L.1030-Driver remoto 24Vdc / Recessed floodlight L.1030-Remote driver 24Vdc

Codice Code	Fascio Beam	Watt	Sorgente Source	Apparecchio Fixture	Alimentazione Input Supply	CCT	CL IP IK CRI
<b>2813R/HPRCNB</b>	Spot/20° Spot/20°	16W	1800 lm	1479 lm	24Vdc	2700K	III 67 08 >80
<b>2813R/HPRCWB</b>	Largo/45° Wide Flood/45°	16W	1800 lm	1479 lm	24Vdc	2700K	III 67 08 >80
<b>2813R/HPRCOB</b>	Ovale/20°x40° Oval/20°x40°	16W	1800 lm	1479 lm	24Vdc	2700K	III 67 08 >80
<b>2813R/WPRCNB</b>	Spot/20° Spot/20°	16W	1800 lm	1574 lm	24Vdc	3000K	III 67 08 >80
<b>2813R/WPRCWB</b>	Largo/45° Wide Flood/45°	16W	1800 lm	1574 lm	24Vdc	3000K	III 67 08 >80
<b>2813R/WPRCOB</b>	Ovale/20°x40° Oval/20°x40°	16W	1800 lm	1574 lm	24Vdc	3000K	III 67 08 >80
<b>2813R/NPRCNB</b>	Spot/20° Spot/20°	16W	1940 lm	1678 lm	24Vdc	4000K	III 67 08 >80
<b>2813R/NPRCWB</b>	Largo/45° Wide Flood/45°	16W	1940 lm	1678 lm	24Vdc	4000K	III 67 08 >80
<b>2813R/NPRCOB</b>	Ovale/20°x40° Oval/20°x40°	16W	1940 lm	1678 lm	24Vdc	4000K	III 67 08 >80

Vetro extrachiaro temperato da 4 mm serigrafato / Tempered extra-clear glass 4mm with silk-screen printing

Dimmerazione: DALI dimmerabile remoto / Dimming: Remote DALI dimmable

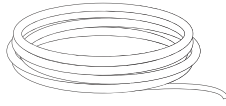
Calpestatbile 500 Kg / Walkable 500Kg

Informazioni sugli accessori a fine capitolo o da pag. 463 e sito. information on accessories at the end of the chapter or from page. 463 and website.

<b>E.CAV.540.020</b>	Cavo/Cable 05RN-F 2x0,75 2mt	<b>E.TRA.633</b>	Driver DALI - 100W 24Vdc IP20 L175xW63xH36
<b>E.CAV.540.050</b>	Cavo/Cable 05RN-F 2x0,75 5mt	<b>E.TRA.577</b>	Driver ON/OFF - 25W 24Vdc IP67 L148xW40xH32
<b>E.CAV.540.100</b>	Cavo/Cable 05RN-F 2x0,75 10mt	<b>E.TRA.579</b>	Driver ON/OFF - 100W 24Vdc IP67 L140xW63xH32
<b>MOR682P/2V</b>	Connettore IP68 2Vie/2Poli 2x1mm <sup>2</sup> IP68 Connector 2ways/2Poles 2x1mm <sup>2</sup>	<b>HUB.24V.001.ND</b>	Hub 24Vdc IP66 - ON/OFF con driver 70W L235xW200xH92
<b>E.TRA.631</b>	Driver ON/OFF - 15W 24Vdc IP20 L106xW33xH22	<b>HUB.24V.001.DA2</b>	Hub 24Vdc IP66 - DALI2 con driver 100W - L235xW200xH92
<b>E.TRA.632</b>	Driver ON/OFF - 70W 24Vdc IP20 L124xW80xH22	<b>HUB.24V.001.CA</b>	Hub 24Vdc IP66 - CASAMBI - L235xW200xH92

# MATRIX MINI RECESSED ACCESSORI Accessories

## CONNESSIONE - CONNECTION



**E.CAV.540.020**

Cavo/Cable 05RN-F 2x0,75 - 2mt

**E.CAV.540.050**

Cavo/Cable 05RN-F 2x0,75 - 5mt

**E.CAV.540.100**

Cavo/Cable 05RN-F 2x0,75 - 10mt



**MOR682P/2V**

Connettore IP68 2Vie/2Poli - 2x1mm<sup>2</sup>  
IP68 Connector 2ways/2poles - 2x1mm<sup>2</sup>



# MATRIX MINI RECESSED ACCESSORI Accessories

## ALIMENTATORI - DRIVER - ELECTRONICS 24Vdc in Tensione - Constant voltage 24Vdc

<p>Collegamento in Parallelo Parallel Wiring</p>	<p><b>E.TRA.631</b> Cod. 2811R - 1 Driver for 1 Lamp Cod. 2812R - 1 Driver for 1 Lamp Cod. 2813R - 1 Driver for 1 Lamp</p> <p>Driver 15W 24Vdc IP20 - ON/OFF L106xW33xH22</p>
<p><b>E.TRA.632</b> Cod. 2811R - 1 Driver for 1-8 Lamps Cod. 2812R - 1 Driver for 1-5 Lamps Cod. 2813R - 1 Driver for 1-4 Lamps</p> <p>Driver 70W 24Vdc IP20 - ON/OFF L124xW80xH22</p>	<p><b>E.TRA.633</b> Cod. 2811R - 1 Driver for 1-10 Lamps Cod. 2812R - 1 Driver for 1-7 Lamps Cod. 2813R - 1 Driver for 1-5 Lamps</p> <p>Driver 100W 24Vdc IP20 - DALI L175xW63xH36</p>
<p><b>E.TRA.577</b> Cod. 2811R - 1 Driver for 1-2 Lamps Cod. 2812R - 1 Driver for 1 Lamp Cod. 2813R - 1 Driver for 1 Lamp</p> <p>Driver 25W 24Vdc IP67 - ON/OFF L148xW40xH32</p>	<p><b>E.TRA.579</b> Cod. 2811R - 1 Driver for 3-10 Lamps Cod. 2812R - 1 Driver for 2-7 Lamps Cod. 2813R - 1 Driver for 2-5 Lamps</p> <p>Driver 100W 24Vdc IP67 - ON/OFF L140xW63xH32</p>



<p><b>HUB.24V.001.ND</b> Cod. 2811R - 1 Hub for 1-8 Lamps Cod. 2812R - 1 Hub for 1-5 Lamps Cod. 2813R - 1 Hub for 1-4 Lamps</p> <p>Hub 24Vdc IP66 - ON/OFF con driver 70W L235xW200xH92</p>	<p><b>HUB.24V.001.DA2</b> Cod. 2811R - 1 Hub for 1-8 Lamps Cod. 2812R - 1 Hub for 1-5 Lamps Cod. 2813R - 1 Hub for 1-4 Lamps</p> <p>Hub 24Vdc IP66 - DALI2 con driver 100W L235xW200xH92</p>
<p><b>HUB.24V.001.CA</b> Cod. 2811R - 1 Hub for 1-8 Lamps Cod. 2812R - 1 Hub for 1-5 Lamps Cod. 2813R - 1 Hub for 1-4 Lamps</p> <p>Hub 24Vdc IP66 - CASAMBI L235xW200xH92</p>	

