

BOLLARD e PALETTI

Small Poles

BLOOM MINI BOLLARD

Paletti orientabili
Adjustable small poles

15° FASCIO STRETTO - NARROW BEAM

30° FASCIO MEDIO - MEDIUM BEAM

40° FASCIO LARGO - WIDE BEAM



H350 L58 Ø80



H650 L58 Ø80



H950 L58 Ø80

BLOOM MINI BOLLARD



BLOOM FLOODLIGHT
PAG. 126







BLOOM MINI BOLLARD

DATI TECNICI
Technical Data

INSTALLAZIONE

Installazione a terra

PROTEZIONE

IP 66 - IK 08

CORPO

Alluminio da tornitura Serie 6000 anticorodal, per maggiore resistenza alla corrosione

SCHERMO

Vetro extrachiaro trasparente da 6mm

GUARNIZIONI

Gomma EPDM stampata

VITERIA

Acciaio Inox A2

VERNICIATURA / FINITURA

Polvere poliestere stabilizzata ai raggi UV con trattamento anticorrosione

ASSEMBLY / USAGE

Ground installation

PROTECTION

IP 66 - IK 08

BODY

Anticorodal turning aluminum 6000 Serie, for greater corrosion resistance

SCREEN

Transparent extra-clear glass 6mm

SEALS

Closed-cell EPDM rubber

SCREWS

Stainless steel A2

PAINT / FINISHING

Anti-corrosive UV stabilised polyester powder

NB 15° FASCIO STRETTO - NARROW BEAM

MB 30° FASCIO MEDIO - MEDIUM BEAM

WB 40° FASCIO LARGO - WIDE BEAM

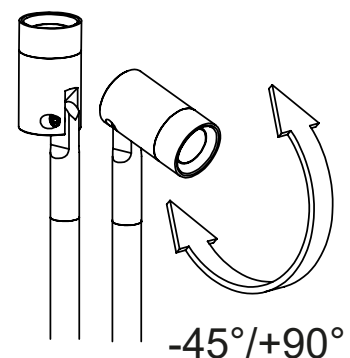
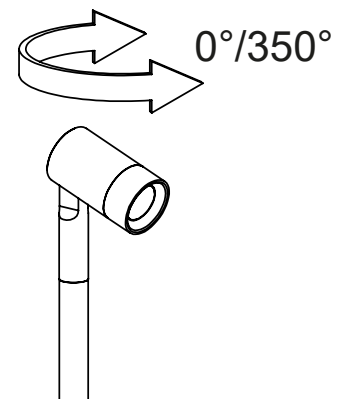
2700K - 3000K - 4000K

Versione in Tensione - Constant voltage (Vdc)

2W con DRIVER REMOTO 24Vdc - 2W REMOTE DRIVER 24Vdc

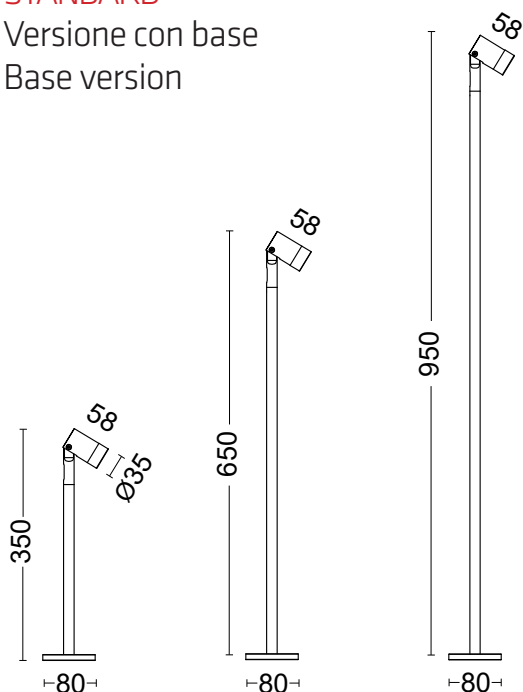
Versione in Corrente - Constant current (mA)

2W con DRIVER REMOTO MAX 700mA DC - 2W REMOTE DRIVER max 700mA DC



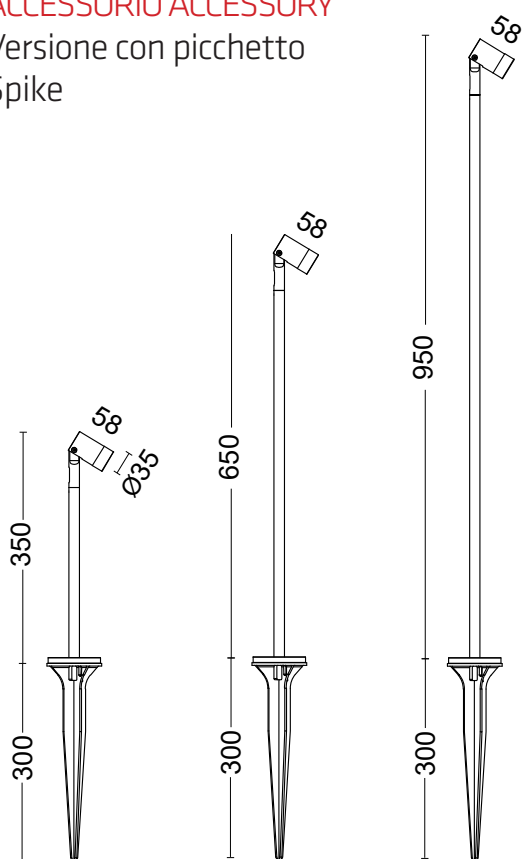
STANDARD

Versione con base
Base version



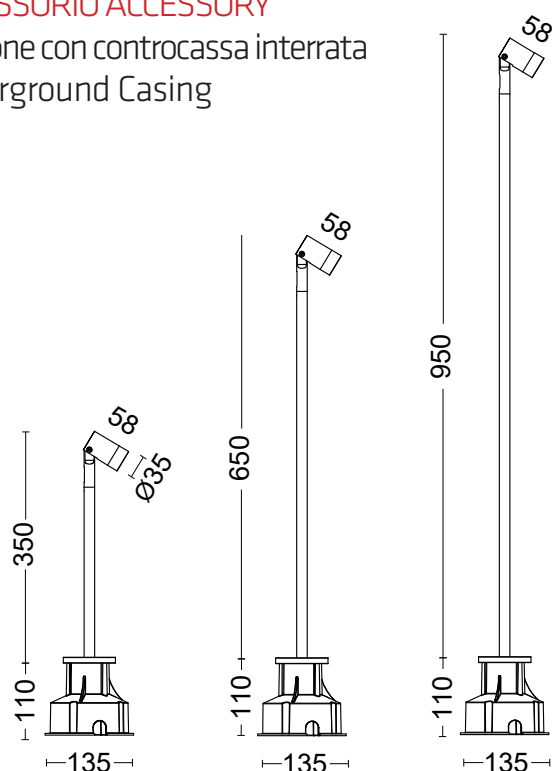
ACCESSORIO ACCESSORY

Versione con picchetto
Spike

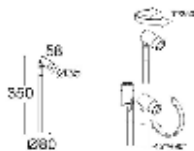


ACCESSORIO ACCESSORY

Versione con controcassa interrata
Underground Casing



BLOOM MINI BOLLARD



Paletto Orientabile H.350 -Driver remoto 24Vdc / Adjustable Small Pole H.350 -Remote driver 24Vdc


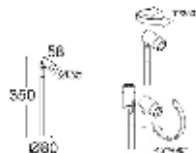
| Codice Code | Fascio Beam | Watt | Sorgente Source | Apparecchio Fixture | Alimentazione Input Supply | CCT | CL | IP | IK | CRI |
|----------------------|-----------------------------|------|-----------------|---------------------|----------------------------|-------|-----|----|----|-----|
| 5000F1/HRRCNB | Spot/15° Spot/15° | 2W | 170 lm | 130 lm | 24Vdc | 2700K | III | 66 | 08 | 80 |
| 5000F1/HRRCMB | Medio/30° Flood/30° | 2W | 170 lm | 125 lm | 24Vdc | 2700K | III | 66 | 08 | 80 |
| 5000F1/HRRCWB | Largo/40° Wide Flood/40° | 2W | 170 lm | 120 lm | 24Vdc | 2700K | III | 66 | 08 | 80 |
| 5000F1/WRRCNB | Spot/15° Spot/15° | 2W | 170 lm | 130 lm | 24Vdc | 3000K | III | 66 | 08 | 80 |
| 5000F1/WRRCMB | Medio/30° Flood/30° | 2W | 170 lm | 125 lm | 24Vdc | 3000K | III | 66 | 08 | 80 |
| 5000F1/WRRCWB | Largo/40° Wide Flood/40° | 2W | 170 lm | 120 lm | 24Vdc | 3000K | III | 66 | 08 | 80 |
| 5000F1/NRRCNB | Spot/15° Spot/15° | 2W | 190 lm | 150 lm | 24Vdc | 4000K | III | 66 | 08 | 80 |
| 5000F1/NRRCMB | Medio/30° Flood/30° | 2W | 190 lm | 145 lm | 24Vdc | 4000K | III | 66 | 08 | 80 |
| 5000F1/NRRCWB | Largo/40° Wide Flood/40° | 2W | 190 lm | 140 lm | 24Vdc | 4000K | III | 66 | 08 | 80 |

Vetro extrachiaro trasparente da 6mm / Transparent extra-clear glass 6mm

Dimmerazione: Non dimmerabile / Dimming: Not dimmable

Informazioni sugli accessori a fine capitolo o da pag. 463 e sito. information on accessories at the end of the chapter or from page. 463 and website.

| | | | |
|----------------------|---|--|---|
| KIT.023 | Kit picchetto/Spike Kit H350xØ80 | E.TRA.631 1 Driver for 1-5 Lamps | Driver ON/OFF - 15W 24Vdc IP20 L106xW33xH22 |
| KIT.024 | Kit cassafornia interrata per paletto - H110xØ135 Inground formwork kit for post - H110xØ135 | E.TRA.632 1 Driver for 1-25 Lamps | Driver ON/OFF - 70W 24Vdc IP20 L124xW80xH22 |
| E.CAV.540.020 | Cavo/Cable 05RN-F 2x0,75 2mt | E.TRA.577 1 Driver for 1-8 Lamps | Driver ON/OFF - 25W 24Vdc IP67 L148xW40xH32 |
| E.CAV.540.050 | Cavo/Cable 05RN-F 2x0,75 5mt | E.TRA.579 1 Driver for 9-30 Lamps | Driver ON/OFF - 100W 24Vdc IP67 L140xW63xH32 |
| E.CAV.540.100 | Cavo/Cable 05RN-F 2x0,75 10mt | HUB.24V.001.ND 1 Hub for 1-8 Lamps | Hub 24Vdc IP66 - ON/OFF con driver 70W L235xW200xH92 |
| MOR682P/2V | Connettore IP68 2Vie/2Poli 2x1mm² IP68 Connector 2ways/2Poles 2x1mm² | | |



BLOOM MINI BOLLARD

Paletto Orientabile H.350 -Driver remoto max 700mA DC / Adjustable Small Pole H.350 -Remote driver max 700mA DC


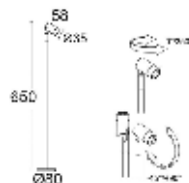
| Codice Code | Fascio Beam | Watt | Sorgente Source | Apparecchio Fixture | Alimentazione Input Supply | CCT | CL | IP | IK | CRI |
|----------------------|-----------------------------|------|-----------------|---------------------|----------------------------|-------|-----|----|----|-----|
| 5000F1/HRCCNB | Spot/15° Spot/15° | 2W | 220 lm | 170 lm | max 700mA DC | 2700K | III | 66 | 08 | 80 |
| 5000F1/HRCCMB | Medio/30° Flood/30° | 2W | 220 lm | 165 lm | max 700mA DC | 2700K | III | 66 | 08 | 80 |
| 5000F1/HRCCWB | Largo/40° Wide Flood/40° | 2W | 220 lm | 162 lm | max 700mA DC | 2700K | III | 66 | 08 | 80 |
| 5000F1/WRCCNB | Spot/15° Spot/15° | 2W | 220 lm | 170 lm | max 700mA DC | 3000K | III | 66 | 08 | 80 |
| 5000F1/WRCCMB | Medio/30° Flood/30° | 2W | 220 lm | 165 lm | max 700mA DC | 3000K | III | 66 | 08 | 80 |
| 5000F1/WRCCWB | Largo/40° Wide Flood/40° | 2W | 220 lm | 162 lm | max 700mA DC | 3000K | III | 66 | 08 | 80 |
| 5000F1/NRCCNB | Spot/15° Spot/15° | 2W | 240 lm | 188 lm | max 700mA DC | 4000K | III | 66 | 08 | 80 |
| 5000F1/NRCCMB | Medio/30° Flood/30° | 2W | 240 lm | 183 lm | max 700mA DC | 4000K | III | 66 | 08 | 80 |
| 5000F1/NRCCWB | Largo/40° Wide Flood/40° | 2W | 240 lm | 180 lm | max 700mA DC | 4000K | III | 66 | 08 | 80 |

Vetro extrachiaro trasparente da 6mm / Transparent extra-clear glass 6mm

Dimmerazione: DALI dimmerabile remoto / Dimming: Remote DALI dimmable

Informazioni sugli accessori a fine capitolo o da pag. 463 e sito. information on accessories at the end of the chapter or from page. 463 and website.

| | | | |
|---|--|---|---|
| KIT.023 | Kit picchetto/Spike Kit H350xØ80 | E.TRA.634.700 1 Driver for 1-20 Lamps | Driver ON/OFF - 60W 700mA IP20 L124xW80xH22 |
| KIT.024 | Kit cassaforma interrata per paletto - H110xØ135 Inground formwork kit for post - H110xØ135 | E.TRA.635.700 1 Driver for 1-20 Lamps | Driver DALI2 - 60W 700mA IP20 L124xW80xH22 |
| E.CAV.540.020 | Cavo/Cable 05RN-F 2x0,75 2mt | E.TRA.636.700 1 Driver for 1-20 Lamps | Driver CASAMBI - 60W 700mA IP20 L124xW80xH22 |
| E.CAV.540.050 | Cavo/Cable 05RN-F 2x0,75 5mt | E.TRA.553.700 1 Driver for 1-8 Lamps | Driver ON/OFF - 20W 700mA IP67 L120xW38xH25 |
| E.CAV.540.100 | Cavo/Cable 05RN-F 2x0,75 10mt | E.TRA.584.700 1 Driver for 1-14 Lamps | Driver DALI2 - 30W 700mA IP68 L121xW53xH26 |
| MOR682P/2V | Connettore IP68 2Vie/2Poli 2x1mm² IP68 Connector 2ways/2Poles 2x1mm² | HUB.700.001.ND 1 Hub for 1-8 Lamps | Hub 700mA IP66 - ON/OFF con driver 60W IP20 L235xW200xH92 |
| E.TRA.621.700 1 Driver for 1-8 Lamps | Driver ON/OFF - 20W 700mA IP20 L111xW52xH22 | HUB.700.001.DA2 1 Hub for 1-8 Lamps | Hub 700mA IP66 - DALI2 con driver 60W IP20 L235xW200xH92 |
| E.TRA.623.700 1 Driver for 1-14 Lamps | Driver ON/OFF - 36W 700mA IP20 L163xW30xH21 | HUB.700.001.CA 1 Hub for 1-8 Lamps | Hub 700mA IP66 - CASAMBI con driver 60W IP20 L235xW200xH92 |



BLOOM MINI BOLLARD

Paletto Orientabile H.650 -Driver remoto 24Vdc / Adjustable Small Pole H.650 -Remote driver 24Vdc



| Codice Code | Fascio Beam | Watt | Sorgente Source | Apparecchio Fixture | Alimentazione Input Supply | CCT | CL | IP | IK | CRI |
|----------------------|-----------------------------|------|-----------------|---------------------|----------------------------|-------|-----|----|----|-----|
| 5000F2/HRRCNB | Spot/15° Spot/15° | 2W | 170 lm | 130 lm | 24Vdc | 2700K | III | 66 | 08 | 80 |
| 5000F2/HRRCMB | Medio/30° Flood/30° | 2W | 170 lm | 125 lm | 24Vdc | 2700K | III | 66 | 08 | 80 |
| 5000F2/HRRCWB | Largo/40° Wide Flood/40° | 2W | 170 lm | 120 lm | 24Vdc | 2700K | III | 66 | 08 | 80 |
| 5000F2/WRRCNB | Spot/15° Spot/15° | 2W | 170 lm | 130 lm | 24Vdc | 3000K | III | 66 | 08 | 80 |
| 5000F2/WRRCMB | Medio/30° Flood/30° | 2W | 170 lm | 125 lm | 24Vdc | 3000K | III | 66 | 08 | 80 |
| 5000F2/WRRCWB | Largo/40° Wide Flood/40° | 2W | 170 lm | 120 lm | 24Vdc | 3000K | III | 66 | 08 | 80 |
| 5000F2/NRRCNB | Spot/15° Spot/15° | 2W | 190 lm | 150 lm | 24Vdc | 4000K | III | 66 | 08 | 80 |
| 5000F2/NRRCMB | Medio/30° Flood/30° | 2W | 190 lm | 145 lm | 24Vdc | 4000K | III | 66 | 08 | 80 |
| 5000F2/NRRCWB | Largo/40° Wide Flood/40° | 2W | 190 lm | 140 lm | 24Vdc | 4000K | III | 66 | 08 | 80 |

Vetro extrachiaro trasparente da 6mm / Transparent extra-clear glass 6mm

Dimmerazione: Non dimmerabile / Dimming: Not dimmable

Informazioni sugli accessori a fine capitolo o da pag. 463 e sito. information on accessories at the end of the chapter or from page. 463 and website.

| | | | |
|----------------------|--|--|---|
| KIT.023 | Kit picchetto/Spike Kit H350xØ80 | E.TRA.631 1 Driver for 1-5 Lamps | Driver ON/OFF - 15W 24Vdc IP20 L106xW33xH22 |
| KIT.024 | Kit cassaforma interrata per paletto - H110xØ135 Inground formwork kit for post - H110xØ135 | E.TRA.632 1 Driver for 1-25 Lamps | Driver ON/OFF - 70W 24Vdc IP20 L124xW80xH22 |
| E.CAV.540.020 | Cavo/Cable 05RN-F 2x0,75 2mt | E.TRA.577 1 Driver for 1-8 Lamps | Driver ON/OFF - 25W 24Vdc IP67 L148xW40xH32 |
| E.CAV.540.050 | Cavo/Cable 05RN-F 2x0,75 5mt | E.TRA.579 1 Driver for 9-30 Lamps | Driver ON/OFF - 100W 24Vdc IP67 L140xW63xH32 |
| E.CAV.540.100 | Cavo/Cable 05RN-F 2x0,75 10mt | HUB.24V.001.ND 1 Hub for 1-8 Lamps | Hub 24Vdc IP66 - ON/OFF con driver 70W L235xW200xH92 |
| MOR682P/2V | Connettore IP68 2Vie/2Poli 2x1mm² IP68 Connector 2ways/2Poles 2x1mm² | | |



BLOOM MINI BOLLARD

Paletto Orientabile H.650 - Driver remoto max 700mA DC / Adjustable Small Pole H.650 - Remote driver max 700mA DC


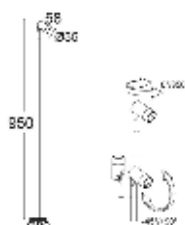
| Codice Code | Fascio Beam | Watt | Sorgente Source | Apparecchio Fixture | Alimentazione Input Supply | CCT | CL | IP | IK | CRI |
|----------------------|-----------------------------|------|-----------------|---------------------|----------------------------|-------|-----|----|----|-----|
| 5000F2/HRCCNB | Spot/15° Spot/15° | 2W | 220 lm | 175 lm | max 700mA DC | 2700K | III | 66 | 08 | 80 |
| 5000F2/HRCCMB | Medio/30° Flood/30° | 2W | 220 lm | 165 lm | max 700mA DC | 2700K | III | 66 | 08 | 80 |
| 5000F2/HRCCWB | Largo/40° Wide Flood/40° | 2W | 220 lm | 162 lm | max 700mA DC | 2700K | III | 66 | 08 | 80 |
| 5000F2/WRCCNB | Spot/15° Spot/15° | 2W | 220 lm | 170 lm | max 700mA DC | 3000K | III | 66 | 08 | 80 |
| 5000F2/WRCCMB | Medio/30° Flood/30° | 2W | 220 lm | 165 lm | max 700mA DC | 3000K | III | 66 | 08 | 80 |
| 5000F2/WRCCWB | Largo/40° Wide Flood/40° | 2W | 220 lm | 162 lm | max 700mA DC | 3000K | III | 66 | 08 | 80 |
| 5000F2/NRCCNB | Spot/15° Spot/15° | 2W | 240 lm | 188 lm | max 700mA DC | 4000K | III | 66 | 08 | 80 |
| 5000F2/NRCCMB | Medio/30° Flood/30° | 2W | 240 lm | 183 lm | max 700mA DC | 4000K | III | 66 | 08 | 80 |
| 5000F2/NRCCWB | Largo/40° Wide Flood/40° | 2W | 240 lm | 180 lm | max 700mA DC | 4000K | III | 66 | 08 | 80 |

Vetro extrachiaro trasparente da 6mm / Transparent extra-clear glass 6mm

Dimmerazione: DALI dimmerabile remoto / Dimming: Remote DALI dimmable

Informazioni sugli accessori a fine capitolo o da pag. 463 e sito. information on accessories at the end of the chapter or from page. 463 and website.

| | | | |
|---|--|---|---|
| KIT.023 | Kit picchetto/Spike Kit H350xØ80 | E.TRA.634.700 1 Driver for 1-20 Lamps | Driver ON/OFF - 60W 700mA IP20 L124xW80xH22 |
| KIT.024 | Kit cassaforma interrata per paletto - H110xØ135 Inground formwork kit for post - H110xØ135 | E.TRA.635.700 1 Driver for 1-20 Lamps | Driver DALI2 - 60W 700mA IP20 L124xW80xH22 |
| E.CAV.540.020 | Cavo/Cable 05RN-F 2x0,75 2mt | E.TRA.636.700 1 Driver for 1-20 Lamps | Driver CASAMBI - 60W 700mA IP20 L124xW80xH22 |
| E.CAV.540.050 | Cavo/Cable 05RN-F 2x0,75 5mt | E.TRA.553.700 1 Driver for 1-8 Lamps | Driver ON/OFF - 20W 700mA IP67 L120xW38xH25 |
| E.CAV.540.100 | Cavo/Cable 05RN-F 2x0,75 10mt | E.TRA.584.700 1 Driver for 1-14 Lamps | Driver DALI2 - 30W 700mA IP68 L121xW53xH26 |
| MOR682P/2V | Connettore IP68 2Vie/2Poli 2x1mm² IP68 Connector 2ways/2Poles 2x1mm² | HUB.700.001.ND 1 Hub for 1-8 Lamps | Hub 700mA IP66 - ON/OFF con driver 60W IP20 L235xW200xH92 |
| E.TRA.621.700 1 Driver for 1-8 Lamps | Driver ON/OFF - 20W 700mA IP20 L111xW52xH22 | HUB.700.001.DA2 1 Hub for 1-8 Lamps | Hub 700mA IP66 - DALI2 con driver 60W IP20 L235xW200xH92 |
| E.TRA.623.700 1 Driver for 1-14 Lamps | Driver ON/OFF - 36W 700mA IP20 L163xW30xH21 | HUB.700.001.CA 1 Hub for 1-8 Lamps | Hub 700mA IP66 - CASAMBI con driver 60W IP20 L235xW200xH92 |



BLOOM MINI BOLLARD

Paletto Orientabile H.950 -Driver remoto 24Vdc / Adjustable Small Pole H.950 -Remote driver 24Vdc


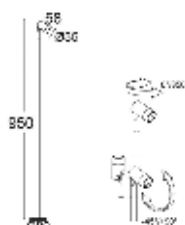
| Codice Code | Fascio Beam | Watt | Sorgente Source | Apparecchio Fixture | Alimentazione Input Supply | CCT | CL | IP | IK | CRI |
|----------------------|-----------------------------|------|-----------------|---------------------|----------------------------|-------|-----|----|----|-----|
| 5000F3/HRRCNB | Spot/15° Spot/15° | 2W | 170 lm | 130 lm | 24Vdc | 2700K | III | 66 | 08 | 80 |
| 5000F3/HRRCMB | Medio/30° Flood/30° | 2W | 170 lm | 125 lm | 24Vdc | 2700K | III | 66 | 08 | 80 |
| 5000F3/HRRCWB | Largo/40° Wide Flood/40° | 2W | 170 lm | 120 lm | 24Vdc | 2700K | III | 66 | 08 | 80 |
| 5000F3/WRRCNB | Spot/15° Spot/15° | 2W | 170 lm | 130 lm | 24Vdc | 3000K | III | 66 | 08 | 80 |
| 5000F3/WRRCMB | Medio/30° Flood/30° | 2W | 170 lm | 125 lm | 24Vdc | 3000K | III | 66 | 08 | 80 |
| 5000F3/WRRCWB | Largo/40° Wide Flood/40° | 2W | 170 lm | 120 lm | 24Vdc | 3000K | III | 66 | 08 | 80 |
| 5000F3/NRRCNB | Spot/15° Spot/15° | 2W | 190 lm | 150 lm | 24Vdc | 4000K | III | 66 | 08 | 80 |
| 5000F3/NRRCMB | Medio/30° Flood/30° | 2W | 190 lm | 145 lm | 24Vdc | 4000K | III | 66 | 08 | 80 |
| 5000F3/NRRCWB | Largo/40° Wide Flood/40° | 2W | 190 lm | 140 lm | 24Vdc | 4000K | III | 66 | 08 | 80 |

Vetro extrachiaro trasparente da 6mm / Transparent extra-clear glass 6mm

Dimmerazione: Non dimmerabile / Dimming: Not dimmable

Informazioni sugli accessori a fine capitolo o da pag. 463 e sito. information on accessories at the end of the chapter or from page. 463 and website.

| | | | |
|----------------------|---|--|---|
| KIT.023 | Kit picchetto/Spike Kit H350xØ80 | E.TRA.631 1 Driver for 1-5 Lamps | Driver ON/OFF - 15W 24Vdc IP20 L106xW33xH22 |
| KIT.024 | Kit cassafornia interrata per paletto - H110xØ135 Inground formwork kit for post - H110xØ135 | E.TRA.632 1 Driver for 1-25 Lamps | Driver ON/OFF - 70W 24Vdc IP20 L124xW80xH22 |
| E.CAV.540.020 | Cavo/Cable 05RN-F 2x0,75 2mt | E.TRA.577 1 Driver for 1-8 Lamps | Driver ON/OFF - 25W 24Vdc IP67 L148xW40xH32 |
| E.CAV.540.050 | Cavo/Cable 05RN-F 2x0,75 5mt | E.TRA.579 1 Driver for 9-30 Lamps | Driver ON/OFF - 100W 24Vdc IP67 L140xW63xH32 |
| E.CAV.540.100 | Cavo/Cable 05RN-F 2x0,75 10mt | HUB.24V.001.ND 1 Hub for 1-8 Lamps | Hub 24Vdc IP66 - ON/OFF con driver 70W L235xW200xH92 |
| MOR682P/2V | Connettore IP68 2Vie/2Poli 2x1mm² IP68 Connector 2ways/2Poles 2x1mm² | | |



BLOOM MINI BOLLARD

Paletto Orientabile H.950 -Driver remoto max 700mA DC / Adjustable Small Pole H.950 -Remote driver max 700mA DC

| Codice Code | Fascio Beam | Watt | Sorgente Source | Apparecchio Fixture | Alimentazione Input Supply | CCT | CL | IP | IK | CRI |
|----------------------|-----------------------------|------|-----------------|---------------------|----------------------------|-------|-----|----|----|-----|
| 5000F3/HRCCNB | Spot/15° Spot/15° | 2W | 220 lm | 170 lm | max 700mA DC | 2700K | III | 66 | 08 | 80 |
| 5000F3/HRCCMB | Medio/30° Flood/30° | 2W | 220 lm | 165 lm | max 700mA DC | 2700K | III | 66 | 08 | 80 |
| 5000F3/HRCCWB | Largo/40° Wide Flood/40° | 2W | 220 lm | 162 lm | max 700mA DC | 2700K | III | 66 | 08 | 80 |
| 5000F3/WRCCNB | Spot/15° Spot/15° | 2W | 220 lm | 170 lm | max 700mA DC | 3000K | III | 66 | 08 | 80 |
| 5000F3/WRCCMB | Medio/30° Flood/30° | 2W | 220 lm | 165 lm | max 700mA DC | 3000K | III | 66 | 08 | 80 |
| 5000F3/WRCCWB | Largo/40° Wide Flood/40° | 2W | 220 lm | 162 lm | max 700mA DC | 3000K | III | 66 | 08 | 80 |
| 5000F3/NRCCNB | Spot/15° Spot/15° | 2W | 240 lm | 188 lm | max 700mA DC | 4000K | III | 66 | 08 | 80 |
| 5000F3/NRCCMB | Medio/30° Flood/30° | 2W | 240 lm | 183 lm | max 700mA DC | 4000K | III | 66 | 08 | 80 |
| 5000F3/NRCCWB | Largo/40° Wide Flood/40° | 2W | 240 lm | 180 lm | max 700mA DC | 4000K | III | 66 | 08 | 80 |

Vetro extrachiaro trasparente da 6mm / Transparent extra-clear glass 6mm

Dimmerazione: DALI dimmerabile remoto / Dimming: Remote DALI dimmable

Informazioni sugli accessori a fine capitolo o da pag. 463 e sito. information on accessories at the end of the chapter or from page. 463 and website.

| | | | |
|---|--|---|---|
| KIT.023 | Kit picchetto/Spike Kit H350xØ80 | E.TRA.634.700 1 Driver for 1-20 Lamps | Driver ON/OFF - 60W 700mA IP20 L124xW80xH22 |
| KIT.024 | Kit cassaforma interrata per paletto - H110xØ135 Inground formwork kit for post - H110xØ135 | E.TRA.635.700 1 Driver for 1-20 Lamps | Driver DALI2 - 60W 700mA IP20 L124xW80xH22 |
| E.CAV.540.020 | Cavo/Cable 05RN-F 2x0,75 2mt | E.TRA.636.700 1 Driver for 1-20 Lamps | Driver CASAMBI - 60W 700mA IP20 L124xW80xH22 |
| E.CAV.540.050 | Cavo/Cable 05RN-F 2x0,75 5mt | E.TRA.553.700 1 Driver for 1-8 Lamps | Driver ON/OFF - 20W 700mA IP67 L120xW38xH25 |
| E.CAV.540.100 | Cavo/Cable 05RN-F 2x0,75 10mt | E.TRA.584.700 1 Driver for 1-14 Lamps | Driver DALI2 - 30W 700mA IP68 L121xW53xH26 |
| MOR682P/2V | Connettore IP68 2Vie/2Poli 2x1mm² IP68 Connector 2ways/2Poles 2x1mm² | HUB.700.001.ND 1 Hub for 1-8 Lamps | Hub 700mA IP66 - ON/OFF con driver 60W IP20 L235xW200xH92 |
| E.TRA.621.700 1 Driver for 1-8 Lamps | Driver ON/OFF - 20W 700mA IP20 L111xW52xH22 | HUB.700.001.DA2 1 Hub for 1-8 Lamps | Hub 700mA IP66 - DALI2 con driver 60W IP20 L235xW200xH92 |
| E.TRA.623.700 1 Driver for 1-14 Lamps | Driver ON/OFF - 36W 700mA IP20 L163xW30xH21 | HUB.700.001.CA 1 Hub for 1-8 Lamps | Hub 700mA IP66 - CASAMBI con driver 60W IP20 L235xW200xH92 |

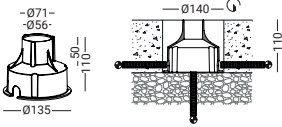
BLOOM MINI BOLLARD ACCESSORI Accessories

RECESSED BOXES



KIT.023

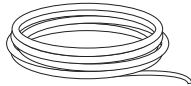
Kit picchetto per paletto/Spike kit
H350xØ80



KIT.024

Kit cassaforma interrata in policarbonato
Inground formwork kit
H110xØ135

CONNESSIONE - CONNECTION



E.CAV.540.020

Cavo/Cable 05RN-F 2x0,75 - 2mt

E.CAV.540.050

Cavo/Cable 05RN-F 2x0,75 - 5mt

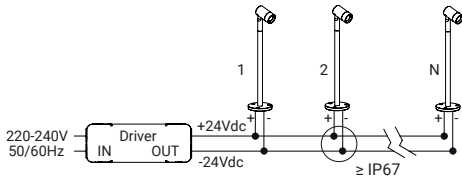
E.CAV.540.100

Cavo/Cable 05RN-F 2x0,75 - 10mt

MOR682P/2V

Connettore IP68 2Vie/2Poli - 2x1mm²
IP68 Connector 2ways/2poles - 2x1mm²

ALIMENTATORI - DRIVER - ELECTRONICS 24Vdc in Tensione - Constant voltage 24Vdc



Collegamento in Parallelo
Parallel Wiring



E.TRA.631

1 Driver for 1-5 Lamps

Driver 15W 24Vdc IP20 - ON/OFF
L106xW33xH22



E.TRA.632

1 Driver for 1-25 Lamps

Driver 70W 24Vdc IP20 - ON/OFF
L124xW80xH22



E.TRA.577

1 Driver for 1-8 Lamps

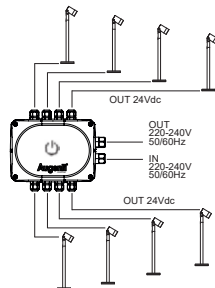
Driver 25W 24Vdc IP67 - ON/OFF
L148xW40xH32



E.TRA.579

1 Driver for 9-30 Lamps

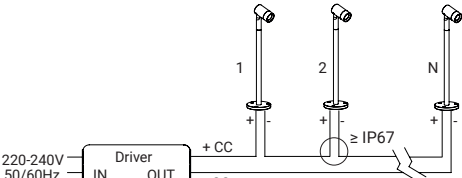
Driver 100W 24Vdc IP67 - ON/OFF
L140xW63xH32



HUB.24V.001.ND
1 Hub for 1-8 Lamps

Hub 24Vdc IP66 - ON/OFF con driver 70W
L235xW200xH92

ALIMENTATORI - DRIVER - ELECTRONICS 700mA in Corrente - Constant current 700mA



Collegamento in Serie
Series Wiring



E.TRA.621.700

1 Driver for 1-8 Lamps

Driver 20W 700mA IP20 - ON/OFF
L111xW52xH22



E.TRA.623.700

1 Driver for 1-14 Lamps

Driver 36W 700mA IP20 - ON/OFF
L163xW30xH21



E.TRA.634.700

1 Driver for 1-20 Lamps

Driver 60W 700mA IP20 - ON/OFF
L124xW80xH22



E.TRA.635.700

1 Driver for 1-20 Lamps

Driver 60W 700mA IP20 - DALI2
L124xW80xH22



E.TRA.636.700

1 Driver for 1-20 Lamps

Driver 60W 700mA IP20 - CASAMBI
L124xW80xH22



E.TRA.553.700

1 Driver for 1-8 Lamps

Driver 20W 700mA IP67 - ON/OFF
L120xW38xH25



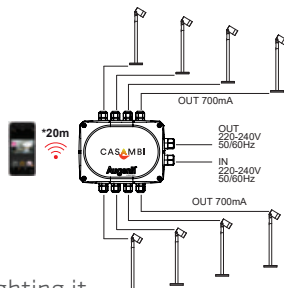
E.TRA.584.700

1 Driver for 1-14 Lamps

Driver 30W 700mA IP68 - DALI2
L121xW53xH26



Schemi Hub da pag. 468 e sito. Hub diagrams from page. 468 and website.



HUB.700.001.ND
1 Hub for 1-8 Lamps

Hub 700mA IP66 - ON/OFF con driver 60W IP20
L235xW200xH92



HUB.700.001.DA2
1 Hub for 1-8 Lamps

Hub 700mA IP66 - DALI2 con driver 60W IP20
L235xW200xH92



HUB.700.001.CA
1 Hub for 1-8 Lamps

Hub 700mA IP66 - CASAMBI con driver 60W IP20
L235xW200xH92

