

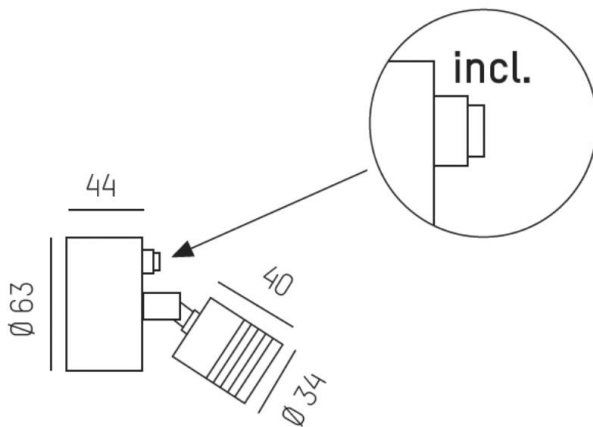
MOTUS

56-7301ng2

MOTUS SHORT W SURFACE MOUNTED WALL LUMINAIRE made of aluminium, satined chrome, high quality glass lens beam 60°, light output direct, swiveling 120°, tilting 90°, with converter, dimmability: not dimmable, IP20



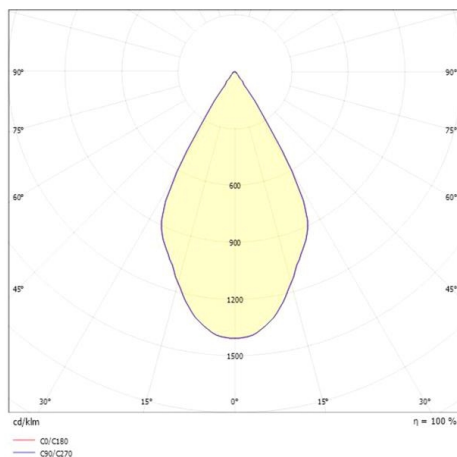
DRAWING



TECHNICAL DETAILS

System perform. [W]	2
Bulb type	LED
Luminous flux [lm]	160
Colour temp. [K]	3000K
CRI	>90
Optics	high quality glass lens
Converter	with converter
Dimming	not dimmable
Light output	direct
Beam angle [°]	60°
Voltage [V]	220-240V 50/60Hz
Material	aluminium
Length [mm]	100
Diameter [mm]	34
IP protection class	IP20
Voltage class	protection cl. I
Net weight [kg]	0,25
Colour lamp	satined chrome
EAN-Number	9010506766677
Lifetime [h]	50 000
Energy efficiency cl.	E

LIGHT DISTRIBUTION CURVE



The values are rated values. Power and luminous flux are initially subject to a tolerance of +/- 10%. Colour temperature tolerance: +/- 150 K. The values apply to an ambient temperature of 25°C unless otherwise specified.

MOTUS

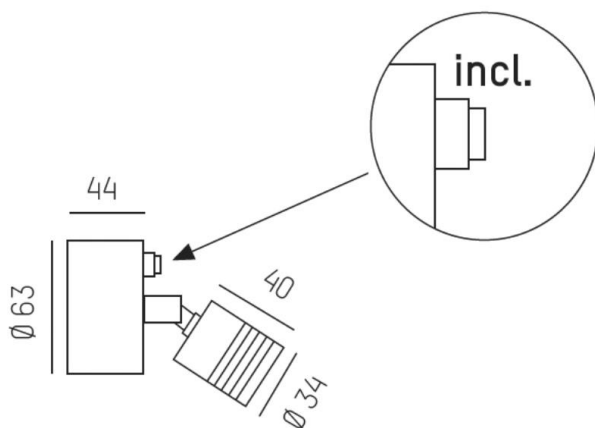
56-7302ng2

MOTUS SHORT W SURFACE MOUNTED WALL LUMINAIRE made of aluminium, black, high quality glass lens beam 60°, light output direct, swiveling 120°, tilting 90°, with converter, dimmability: not dimmable, IP20



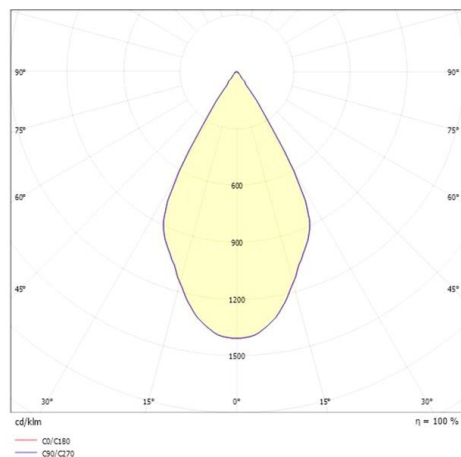
DRAWING

TECHNICAL DETAILS



System perform. [W]	2
Bulb type	LED
Luminous flux [lm]	160
Colour temp. [K]	3000K
CRI	>90
Optics	high quality glass lens
Converter	with converter
Dimming	not dimmable
Light output	direct
Beam angle [°]	60°
Voltage [V]	220-240V 50/60Hz
Material	aluminium
Length [mm]	100
Diameter [mm]	34
IP protection class	IP20
Voltage class	protection cl. I
Net weight [kg]	0,25
Colour lamp	black
EAN-Number	9010506766684
Lifetime [h]	50 000
Energy efficiency cl.	E

LIGHT DISTRIBUTION CURVE



The values are rated values. Power and luminous flux are initially subject to a tolerance of +/- 10%. Colour temperature tolerance: +/- 150 K. The values apply to an ambient temperature of 25°C unless otherwise specified.